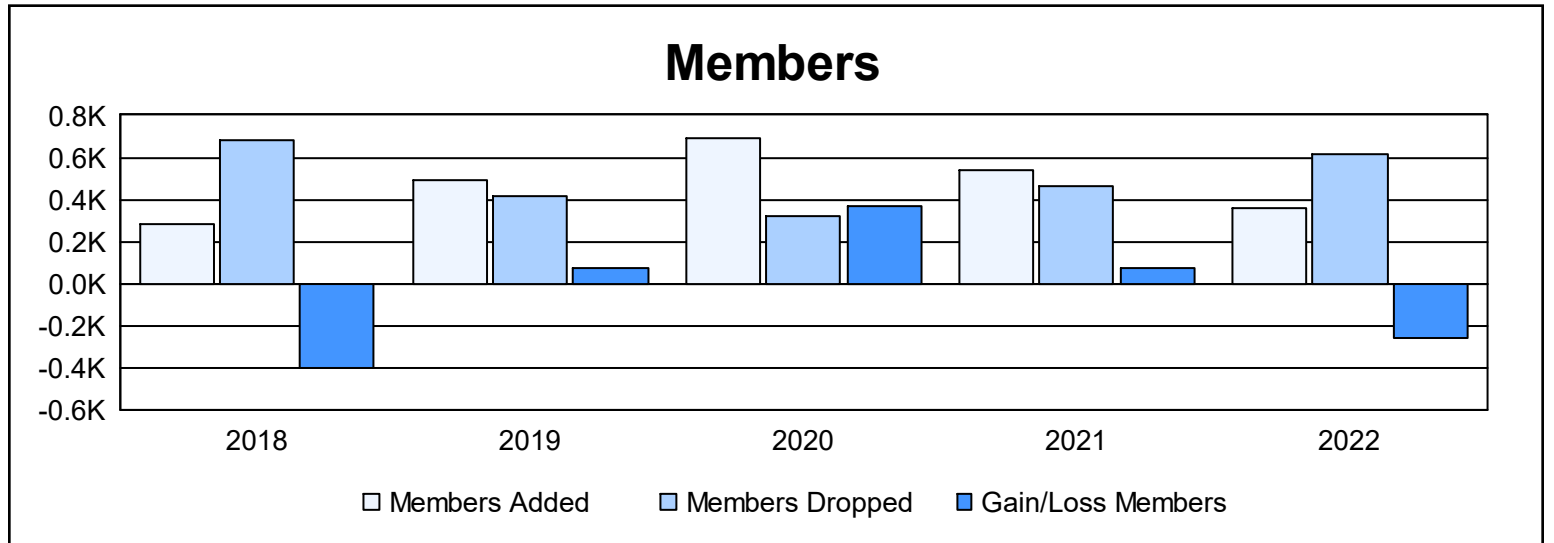
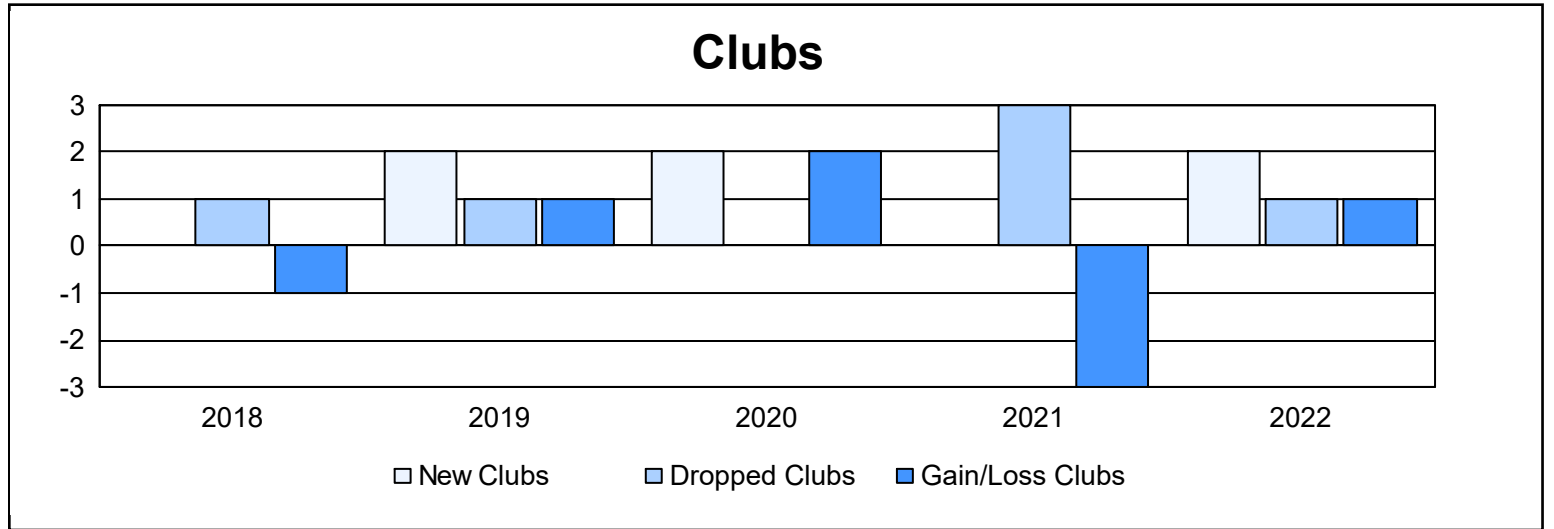
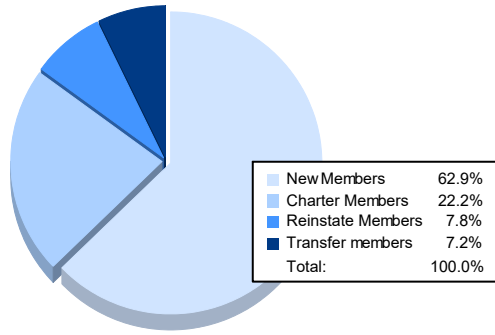


Year	New Clubs	Dropped Clubs	Gain/ Loss Clubs	New Members	Charter Members	Reinstate Members	Transfer Members	Total Member Added	Total Members Dropped	Gain/ Loss Members
2017-2018	0	1	-1	231	9	27	15	282	684	-402
2018-2019	2	1	1	388	74	22	10	494	418	76
2019-2020	2	0	2	502	82	93	12	689	318	371
2020-2021	0	3	-3	500	6	16	16	538	463	75
2021-2022	2	1	1	227	80	28	26	361	619	-258
<b>Average</b>	<b>1</b>	<b>1</b>	<b>0</b>	<b>370</b>	<b>50</b>	<b>37</b>	<b>16</b>	<b>473</b>	<b>500</b>	<b>-28</b>



### Membership Composition June 2022 Cumulative



### Gender Composition June 2022 Cumulative

